



ReadyPop® Jr. Vending

ReadyPop Jr. Vending provides quick and easy customer self-pay and self-serve popcorn dispensing.

Simple to use—pop up to 6 batches of popcorn (approx. 45 serv.) and keep popcorn bags stocked in the dispenser. Read popper manual for all safety and operating instructions before use.

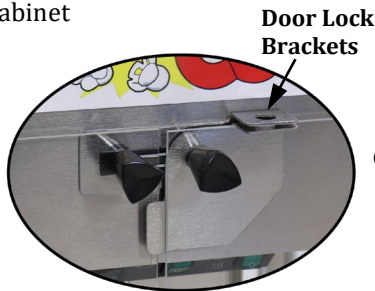
Setup

1. Pop popcorn.

Maximum 6 batches in cabinet (see popper manual for popping instructions).

2. Lock popper doors.

Helps prevent product tampering.



Door Lock Brackets

3. Stock bag dispenser.

Holds approx. 75 bags (Item No. 2208SP).

- Use a flat object—turn lock CCW to unlock.
- Remove lid.
- Load approx. 75 bags.
- Replace lid and relock.




Bottom edge of bag faces opening.



Optional 2669CR Cart and Crown sign shown (all sold separately).

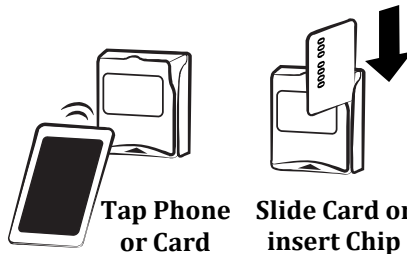
Customer Self-Pay Operation

1. Take a bag and open it for use.



2. Make a payment.

Dispense button activates for a set amount of time.



3. Hold bag under dispenser.

4. Press lighted dispense button.

