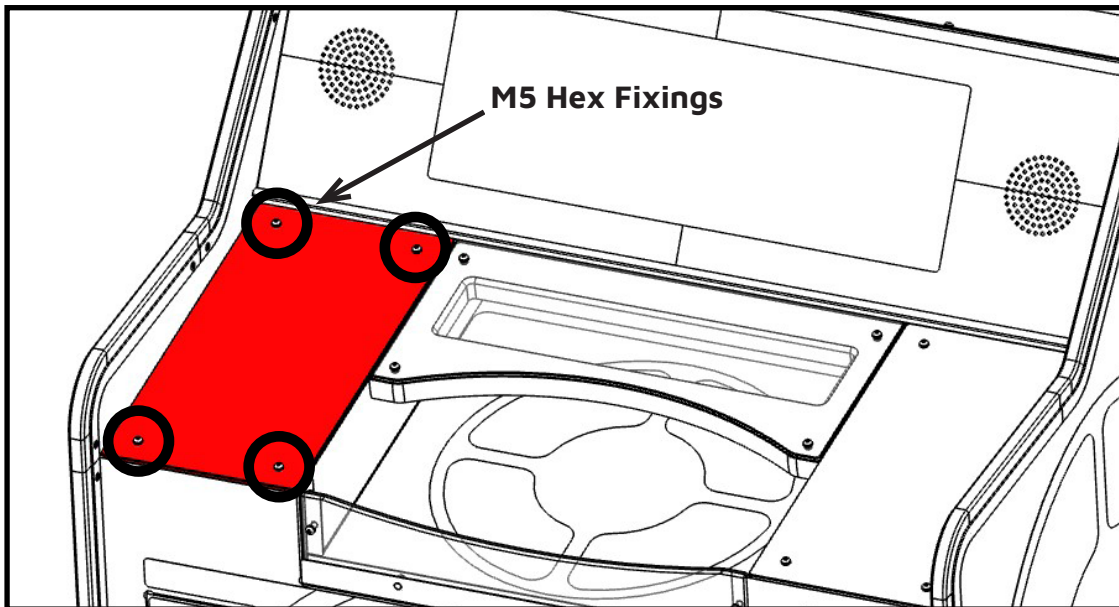




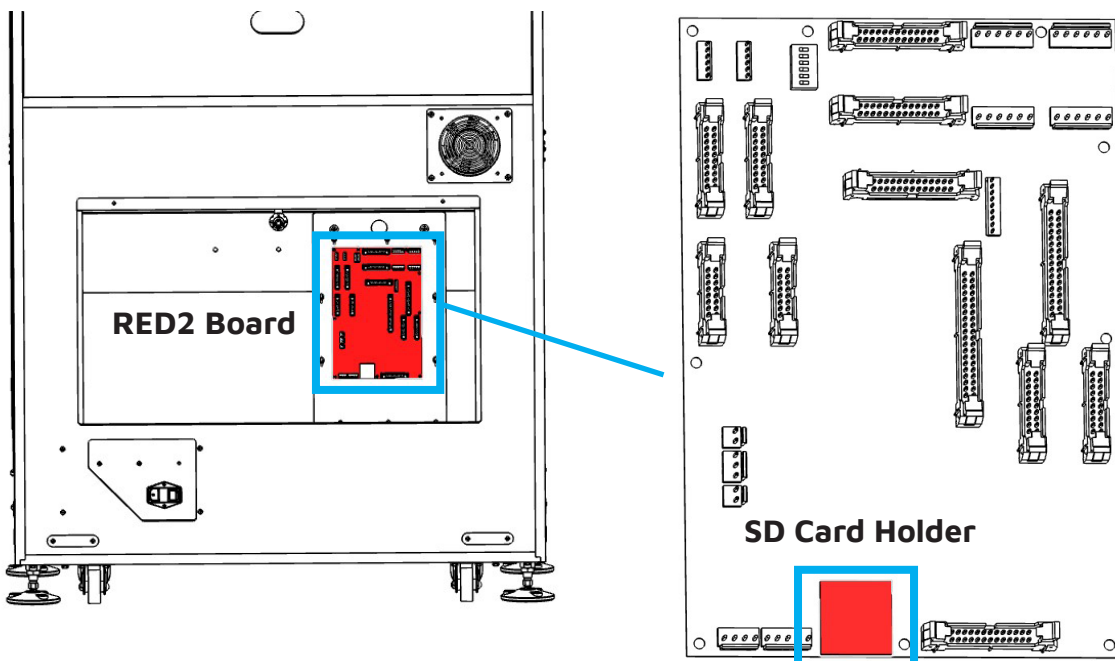
SIMON ARCADE PFF CONVERSION

BEFORE COMMENCING ANY STEPS IN THESE PROCEDURES, ENSURE POWER TO THE CABINET IS SWITCHED OFF.

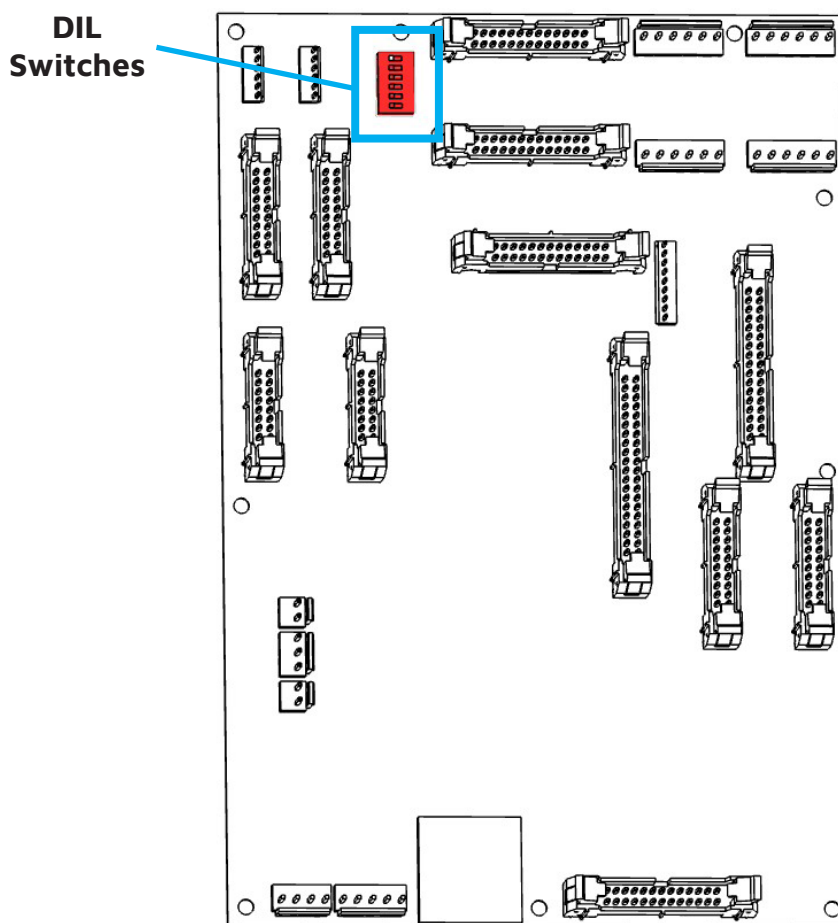
- 1** Remove the Award Panel and replace with Play for Fun (PFF) Award Panel (Part # SA-1044UK-PFF)



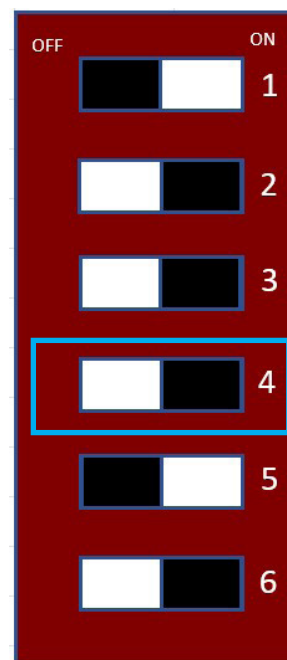
- 2** Remove the lower rear door of the Feature Cabinet. Remove the SD Card on the RED2 Board and replace with supplied SD Card



3 On the RED2 Board, set **DIL Switch 4 to ON**



SW	STATE	FUNCTION
1	ON	*HQ AUDIO PCB - MUST BE ON
	OFF	SD Audio
2	ON	SHOW MODE - Ticket Payout OFF
	OFF	SITE MODE - Ticket Payout ON
3	ON	CEC MODE ON
	OFF	CEC MODE OFF
4	ON	PLAY FOR FUN MODE
	OFF	TICKET REDEMPTION MODE
5	ON	* WATCHDOG - MUST BE ON
	OFF	
6	ON	N/U
	OFF	N/U



Turn SW #4 to ON

4 Power the Cabinet ON. The Game will update automatically.

To check the Game has updated, check the LCD screen on the Switch Unit. If updated, the Game version should read as **PFF v0.0.0064 D 1.00**