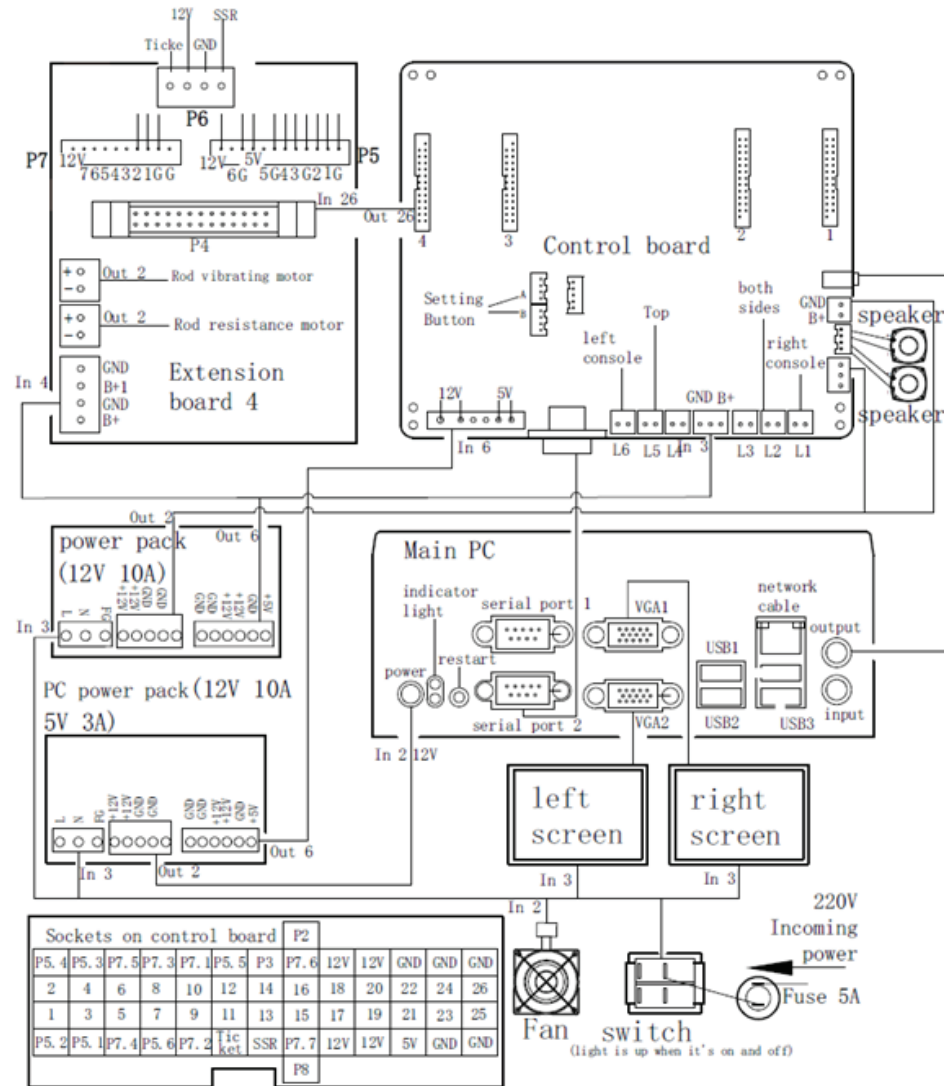


Player 1

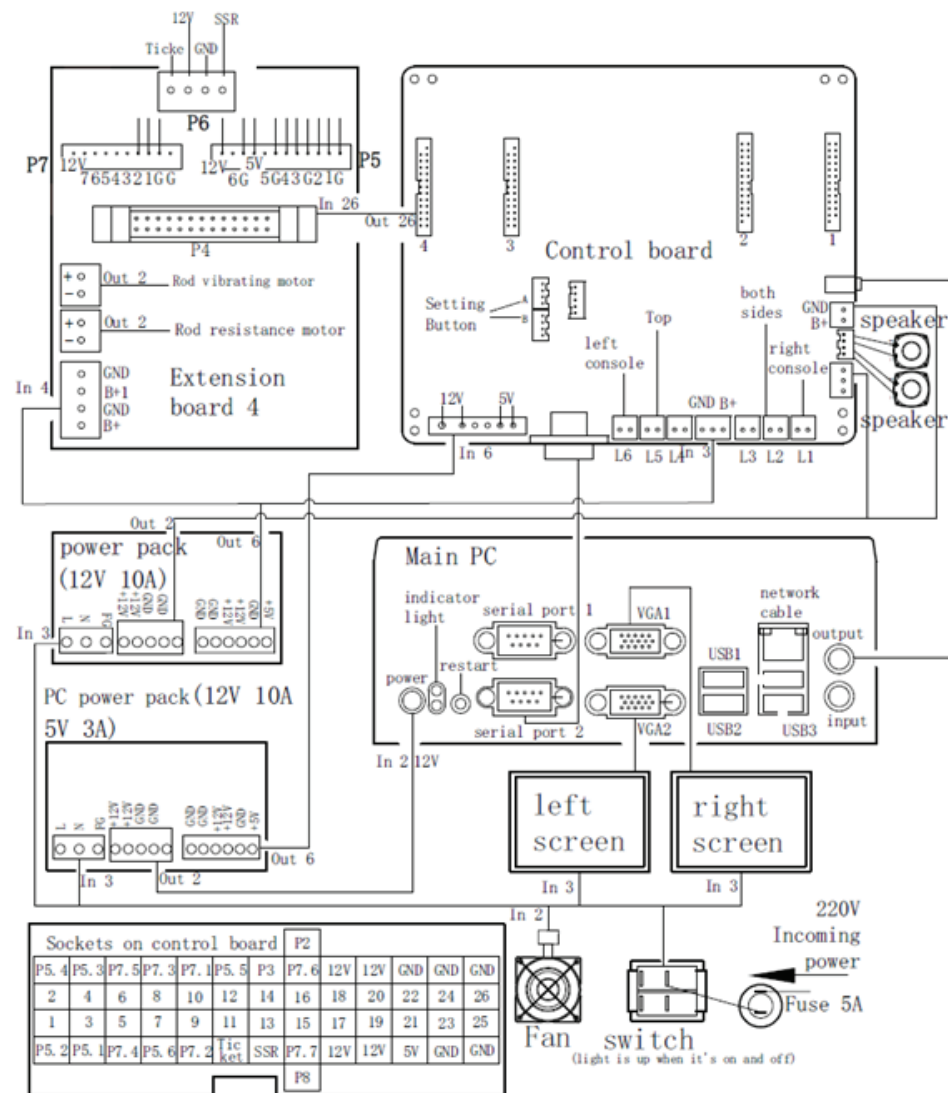


Sockets on control board													P2												
P5. 4	P5. 3	P7. 5	P7. 3	P7. 1	P5. 5	P3	P7. 6	12V	12V	GND	GND	GND	2	4	6	8	10	12	14	16	18	20	22	24	26
1	3	5	7	9	11	13	15	17	19	21	23	25													
P5. 2	P5. 1	P7. 4	P5. 6	P7. 2	Ticket	SSR	P7. 7	12V	12V	5V	GND	GND													
													P8												

Name	Terminals on extension board	
Start Button	P5-4	P5-G
Start button Light	P5-12V	P5-G
fish rod Sensor	P5-2	P5-5V P5-G
Light inside the fish rod	P5-12V	P5-G
Ticket reset button	P7-1	P7-G
Ticket clear button	P7-2	P7-G
Ticket machine	P6 SSR/G/12V/Ticket	

Troubleshooting tips: Starting from the control board socket, the structure leading to each seat is completely consistent. Any problem that only occurs in a single seat, without professional tools, the problem can be identified by swapping cables, control board sockets, and extensions

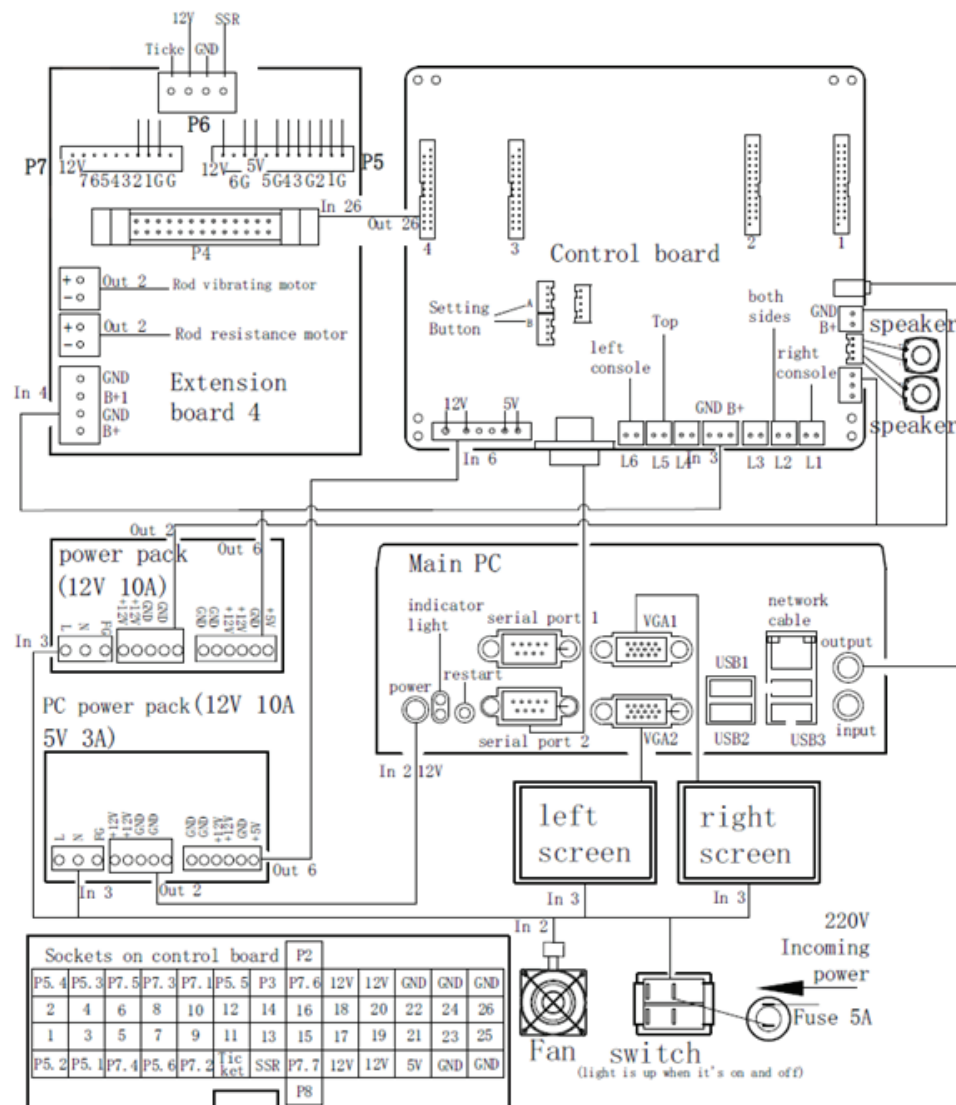
Player 2



Name	Terminals on extension board		
Start Button	P5-4	P5-G	
Start button Light	P5-12V	P5-G	
fish rod Sensor	P5-2	P5-5V	P5-G
Light inside the fish rod	P5-12V	P5-G	
Ticket reset button	P7-1	P7-G	
Ticket clear button	P7-2	P7-G	
Ticket machine	P6 SSR/G/12V/Ticket		

Troubleshooting tips: Starting from the control board socket, the structure leading to each seat is completely consistent. Any problem that only occurs in a single seat, without professional tools, the problem can be identified by swapping cables, control board sockets, and extensions

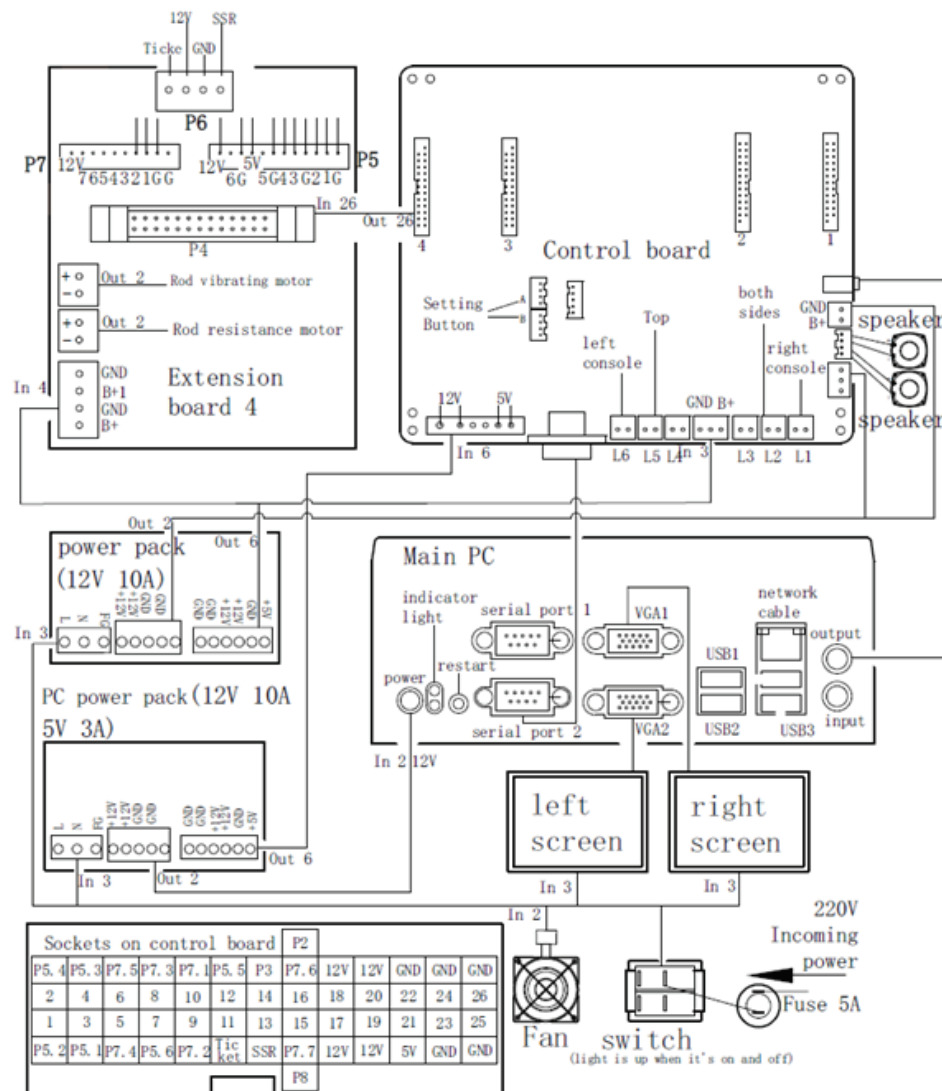
Player 3



Name	Terminals on extension board	
Start Button	P5-4	P5-G
Start button Light	P5-12V	P5-G
fish rod Sensor	P5-2	P5-5V P5-G
Light inside the fish rod	P5-12V	P5-G
Ticket reset button	P7-1	P7-G
Ticket clear button	P7-2	P7-G
Ticket machine	P6 SSR/G/12V/Ticket	

Troubleshooting tips: Starting from the control board socket, the structure leading to each seat is completely consistent. Any problem that only occurs in a single seat, Without professional tools, the problem can be identified by swapping cables, control board sockets, and extensions

Player 4



Name	Terminals on extension board		
Start Button	P5-4	P5-G	
Start button Light	P5-12V	P5-G	
fish rod Sensor	P5-2	P5-5V	P5-G
Light inside the fish rod	P5-12V	P5-G	
Ticket reset button	P7-1	P7-G	
Ticket clear button	P7-2	P7-G	
Ticket machine	P6 SSR/G/12V/Ticket		

Troubleshooting tips: Starting from the control board, the structure leading to each seat is completely consistent. Any problem that only occurs in a single seat, without professional tools, the problem can be identified by swapping cables, control board sockets, and extensions