

# VITRO X5



## Exceptional Coffee, Seamless Convenience

The **VITRO X5** offers a menu of high-quality espresso and fresh brew coffee that satisfies even the most demanding tastes and effortlessly increases consumer options.

A fantastic stand-alone coffee machine for high-volume coffee corners, it combines high capacity, a large touch display for intuitive selection, and versatile bean and soluble options to ensure variety and customization.



### Easy to use selection panel

Choose between a 15.6" touchscreen that allows easy selection and customization of coffee specialties or a capacitive touchscreen with 20 selections.



### Variable brewing unit

The variable brewing unit enables two different brewing methods in a single machine: espresso and fresh brew coffee. Furthermore, the coffee strength and size can be adjusted thereby enabling a perfect customization of each beverage.



### High autonomy

With two 4.85 lb bean hoppers, three containers for chocolate or other soluble ingredients and a waste drawer with a capacity of up to 220 coffees, the **VITRO X5** provides continuous service.



### Illuminated dispensing area

The illuminated product dispensing area enhances the user experience and facilitates a perfect presentation of the beverages, while the ambient lighting provides premium aesthetics.



Optional



**Integrated cashless payment**

For stand-alone operation, the Vitro X5 allows the integration of a cashless system.








**Cup sensor and cup size sensor**

Sensors prevent unintentional dispensing, minimising the risk of unnecessary spillage. In addition, the I-Detect cup size sensor offers the advantage of automatically pre-selecting the appropriate beverage type or volume according to the cup used.

**Accessories adapted to your business model**

With a wide range of accessories, the Vitro X5 can be adapted to suit any business model, with different payment modules, base cabinets and coolers available to complement the machine.

**VITRO X5**

		ESPRESSO	ESPRESSO & FRESH BREW	TOUCH
<b>Capacity</b>				
Recommended average daily consumption of		300	300	300
Hourly productivity according to DIN 18873-2	Espresso	108	108	108
	Cappuccino	100	100	100
	Hot Water	104	104	104
Bean hopper (4.85 lb) 1		2	2	2
Soluble containers		3 (0.8; 0.7; 0.4 gal)	3 (0.8; 0.7; 0.4 gal)	3 (0.8; 0.7; 0.4 gal)
Double grinder		<b>S</b>	<b>S</b>	<b>S</b>
Internal waste capacity	Waste drawer	up to 220	up to 220	up to 220
	Liquids tray	0.66 gal	0.66 gal	0.66 gal
<b>Boiler and brewing unit</b>				
Azk V20 / 12-14g fixed volume		<b>S</b>	<b>O</b>	<b>O</b>
Azk V30 / 7-14g variable volume		-	<b>S</b>	<b>S</b>
Pressure boiler (fl oz)		23.7	23.7	23.7
<b>User interface</b>				
Selection type		Capacitive touch display	Capacitive touch display	15.6" Touch Display
No of Selections		20	20	>100
Distance Selection		<b>O</b>	<b>O</b>	-
Cup sensor		<b>O</b>	<b>O</b>	<b>O</b>
Integrated cashless payment		<b>O</b>	<b>O</b>	<b>O</b>
<b>Technical features</b>				
Voltage (V) / Frequency (Hz)		120 / 60	120 / 60	120 / 60
Maximum power (W)		1300	1300	1300
EcoMode		<b>S</b>	<b>S</b>	<b>S</b>
Dimensions (inches)	width / height / depth	19" x 38" x 24"	19" x 38" x 24"	19" x 38" x 24"
Weight (lb)		147	147	147
		UL 197, NSF 4	UL 197, NSF 4	UL 197, NSF 4
<b>Compliance with standards</b>		 	 	 

**S** Standard | **O** Optional